

R	1	3	5
└─┬─┬─┘			
2	4	6	

One Shift in Every Lesson



Week 1




Use Domino Discover



Before Calling on Hands




flickr photo by jacqui.brown33120600995@N07/14262980504 shared under a Creative Commons (BY-SA) license
flickr photo by purpleslog 1106852126 shared under a Creative Commons (BY) license



Set goals for watching this video

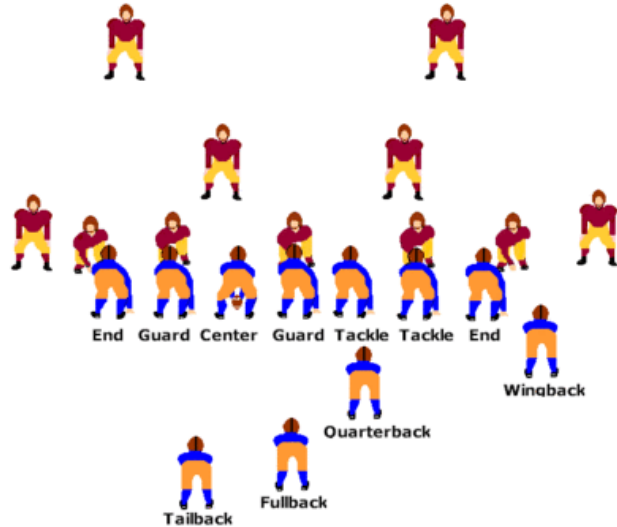
- ❑ Why Domino Discover promotes equity and inclusion?
- ❑ How to implement Domino Discover during Week 1?

Why Domino Discover?

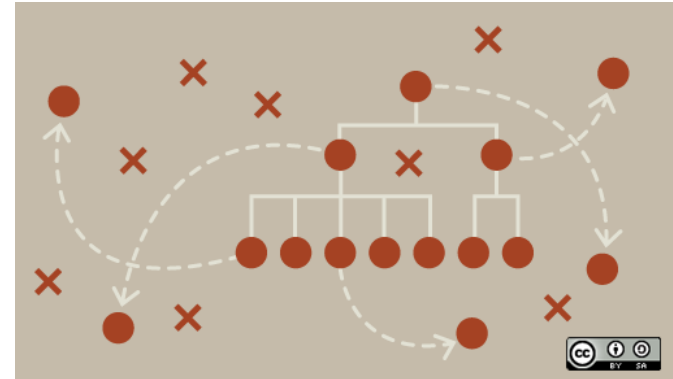


Equity
Engagement
Thinking
Tailoring Instruction

Week 1: Teach Roles & Action Pattern




Roles



Action

Domino Discover




Students' Role

- ☐ Reporters: Take turns reporting out one at a time from each group, like Dominos falling one after another without any interruptions.

Teacher and Students' Role

- ☐ Listeners: Listen for the goal assigned by the teacher



Set a Goal for Listeners



Gather student responses to:

- ☐ discover *patterns* and *surprises* in thinking
- ☐ test ability to justify an idea with evidence
- ☐ use a vocabulary word properly in a meaningful context
- ☐ gather questions
- ☐ build on to the responses of other students

1

Teacher: Ask a question



Group 1

Group 2

Group 3

Group 4

Group 5

Group 6

Group 7

Group 8

Allow students to think and discuss answers





Ask all students to
listen for something specific (goal)

Group 1

Group 2

Group 3

Group 4

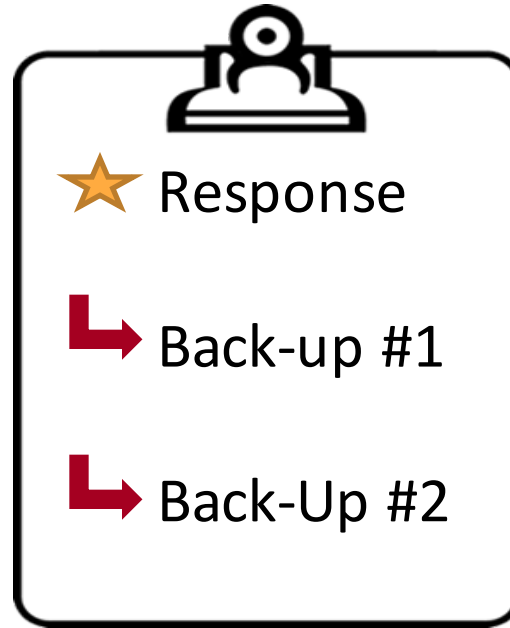
Group 5

Group 6

Group 7

Group 8

Make sure every table has a response and two back-up ideas before starting the domino



2

Direct reporters to share the answer or

Group 1

Group 2

Group 3

Group 4

Group 5

Group 6

Group 7

Group 8

Contribute a *back-up* discussed at their table

TASK



Group 1

Group 2

Group 3

Group 4

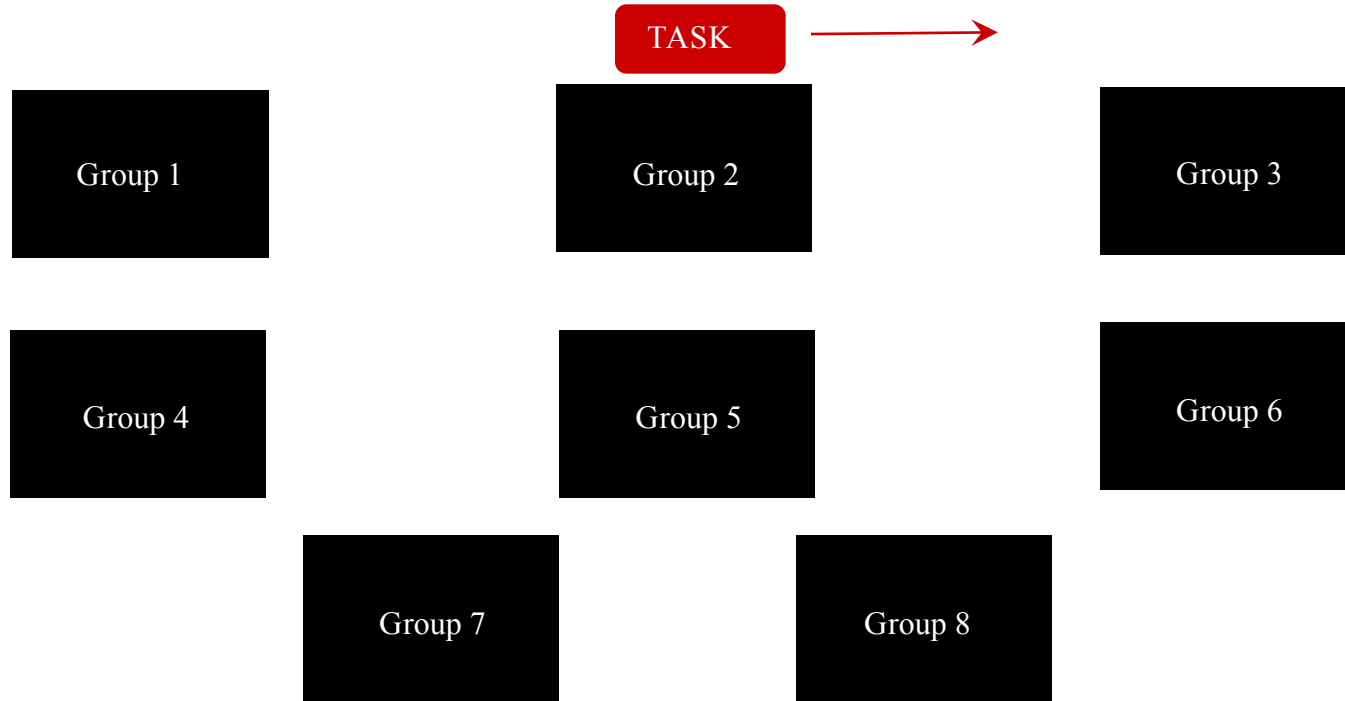
Group 5

Group 6

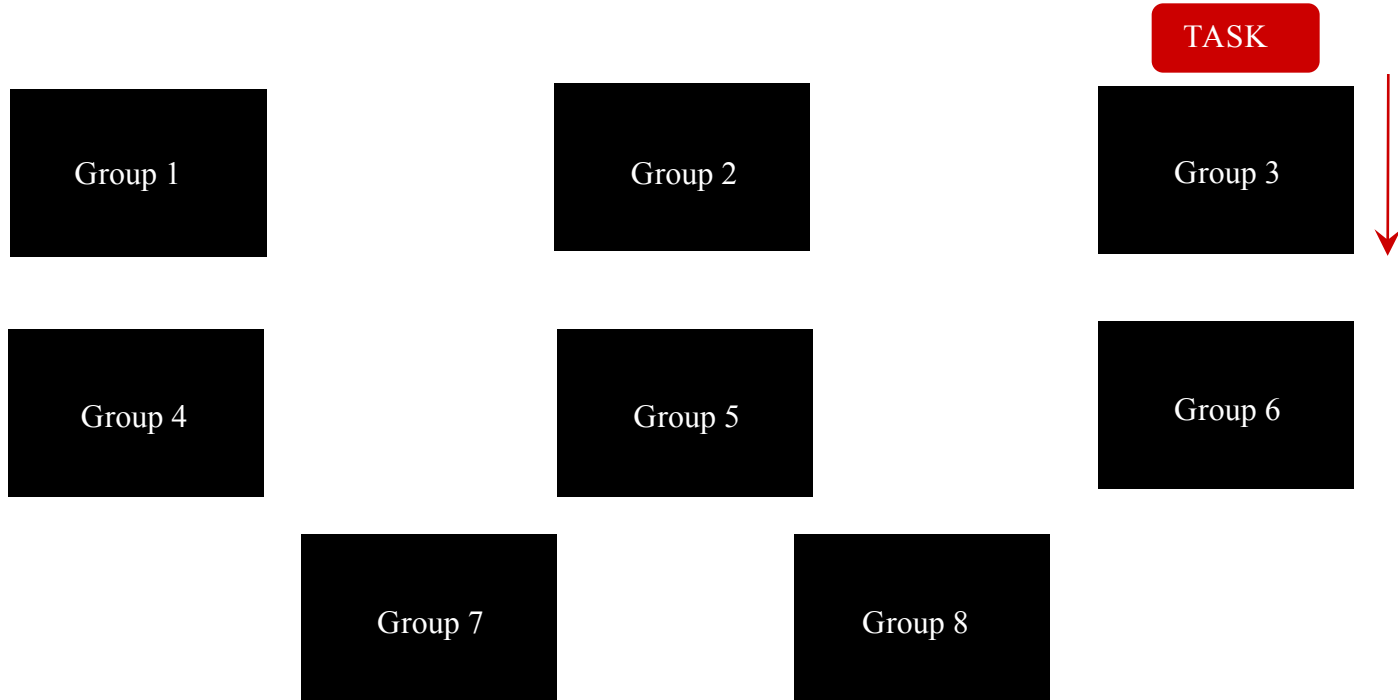
Group 7

Group 8

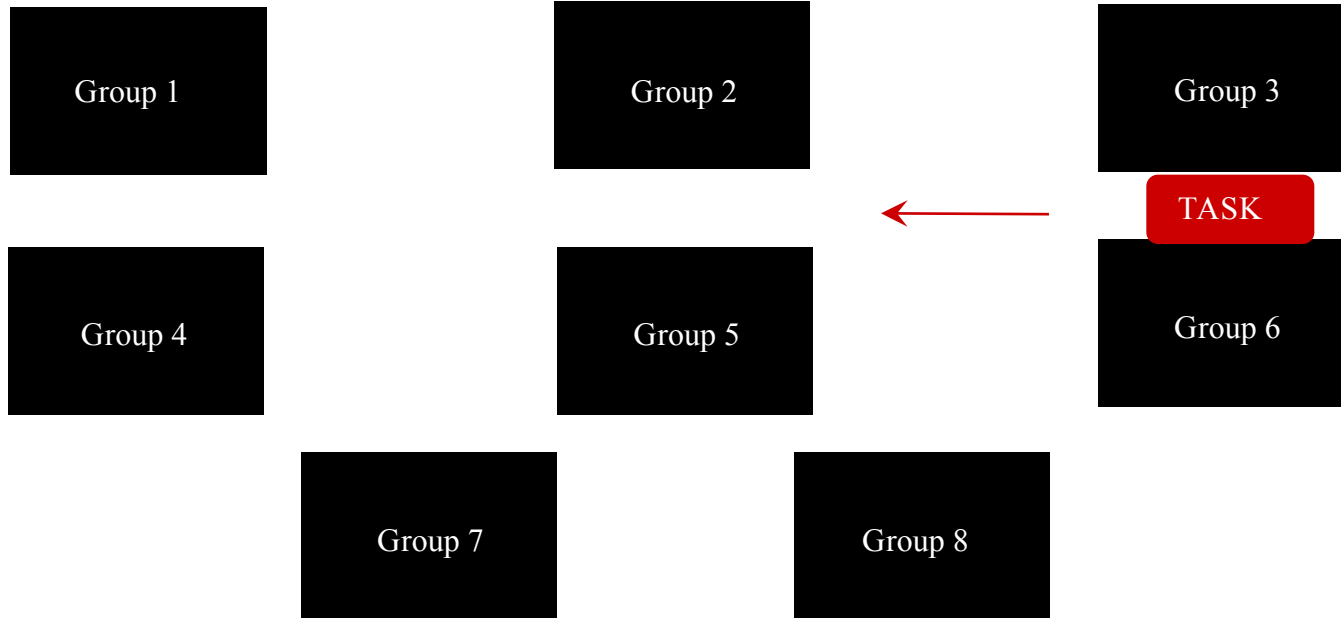
Call on one person to be the reporter



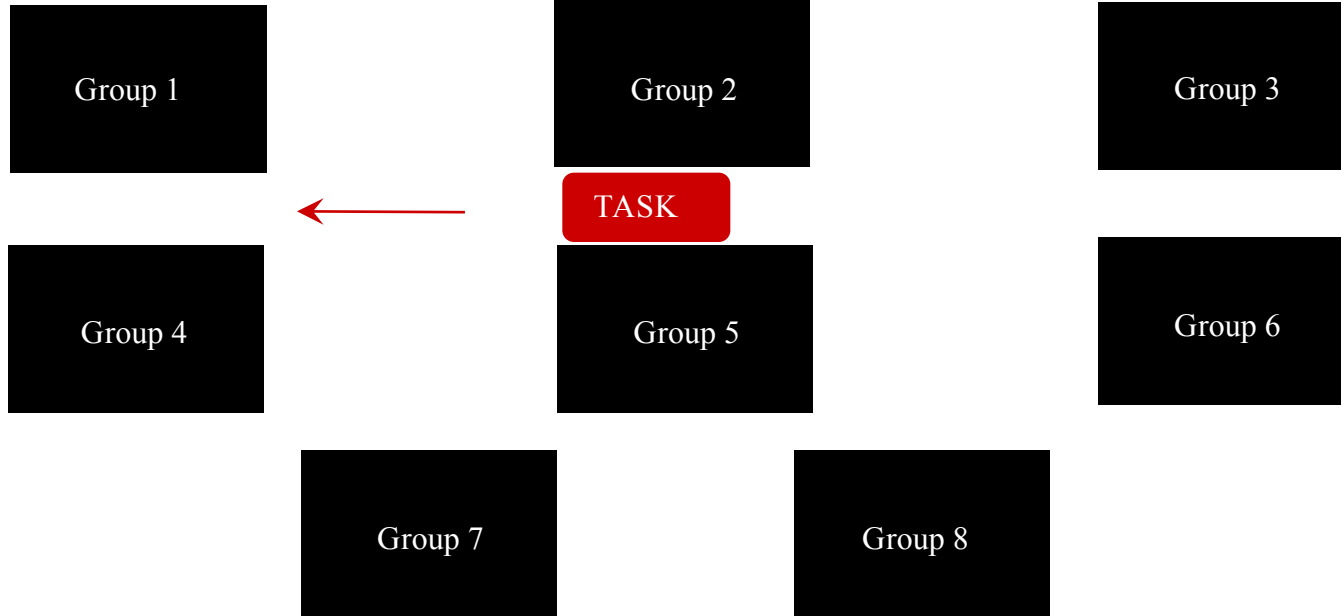
Call on any student, so all must be prepared



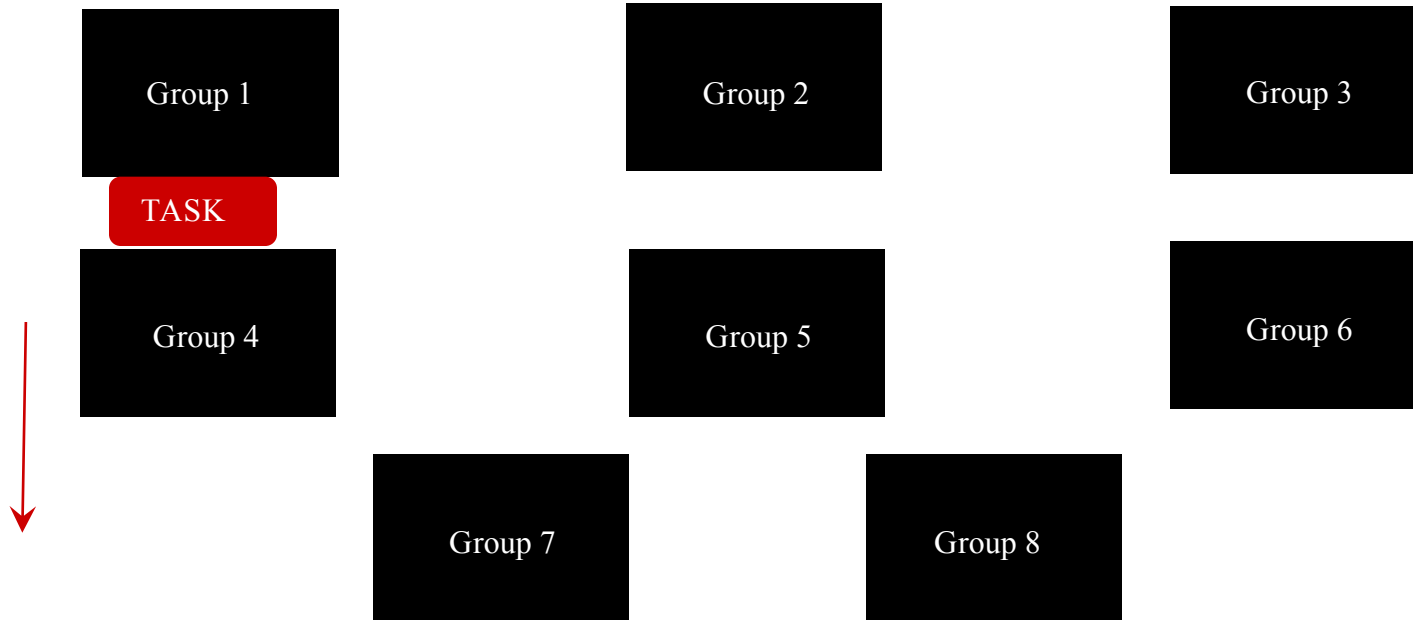
Encourage reporters to ask tablemates for help



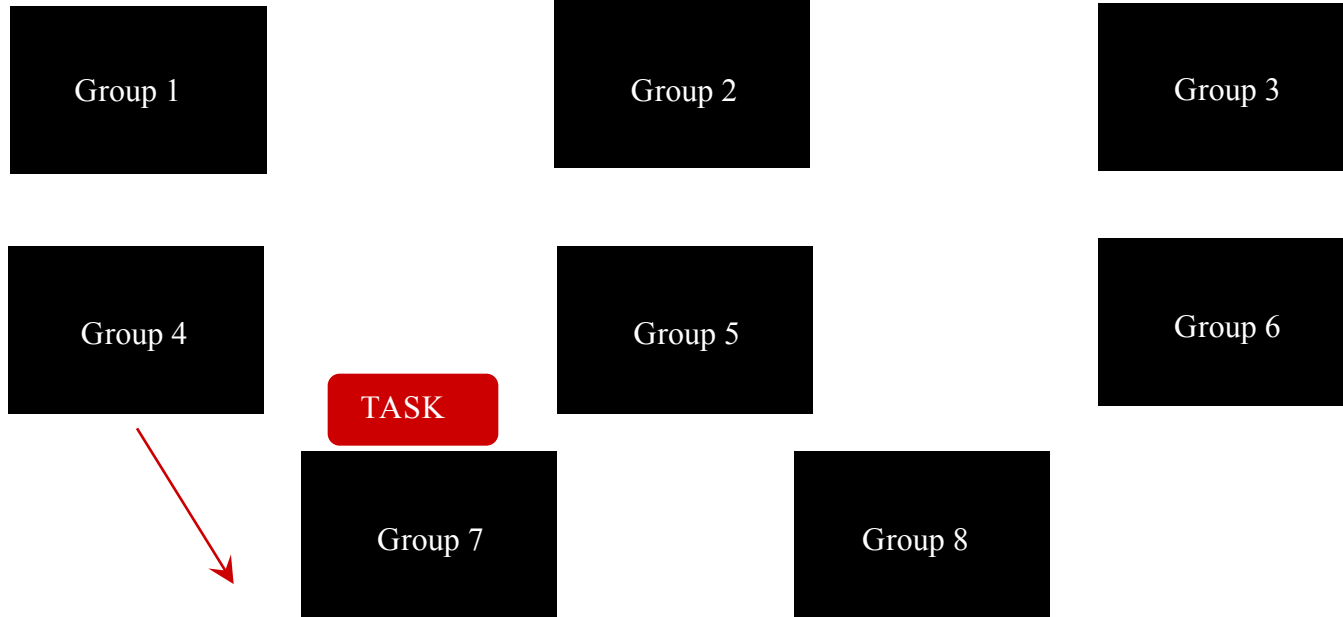
Allow students to “huddle” to
prepare the reporter



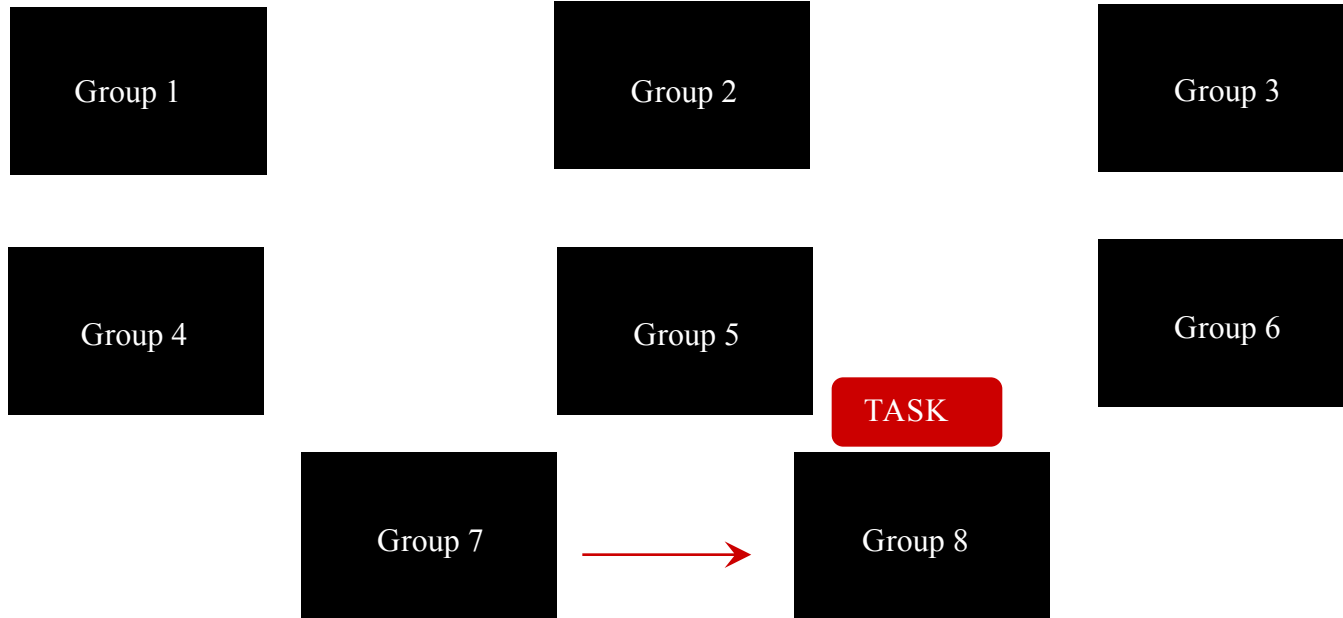
Gather one response from each table



Continue until each table has been heard



Pay attention to the goal for listening




3

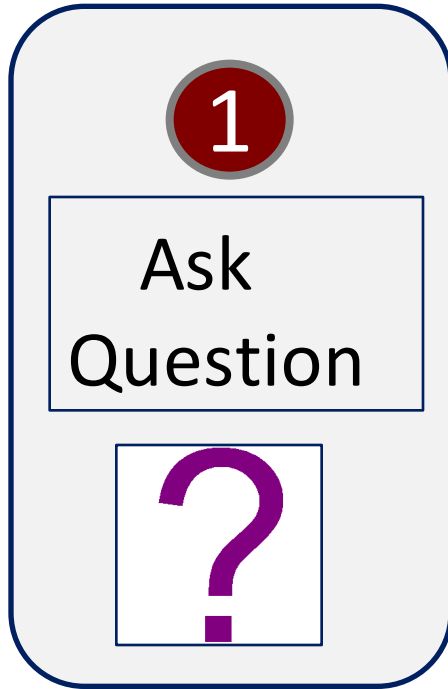
Now, call on
hands for
additional
responses



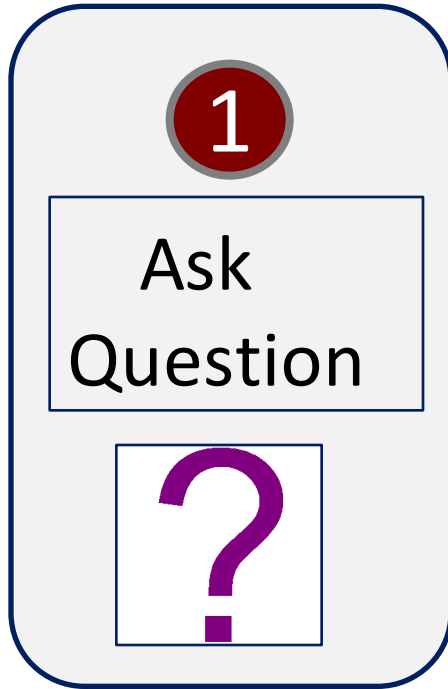
Review



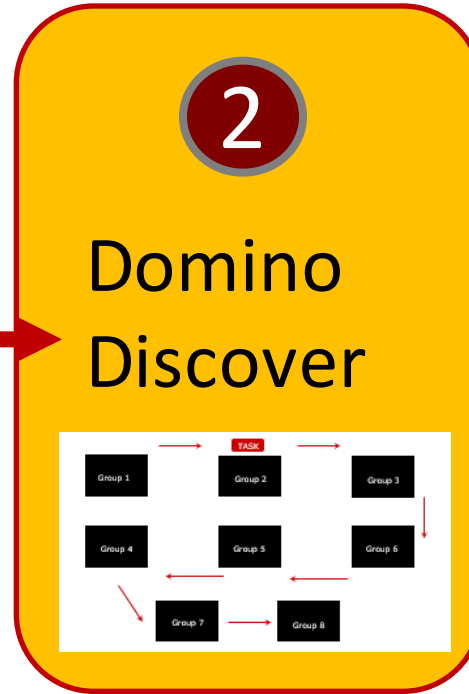
Domino Discover



flickr photo by jacqui.brown33 <https://flickr.com/photos/120600995@N07/14262980504> shared under a Creative Commons (BY-SA) license
flickr photo by purpleslog <https://flickr.com/photos/purpleslog/1106852126> shared under a Creative Commons (BY) license



Gather Responses



flickr photo by jacqui.brown33 <https://flickr.com/photos/120600995@N07/14262980504> shared under a Creative Commons (BY-SA) license
flickr photo by purpleslog <https://flickr.com/photos/purpleslog/1106852126> shared under a Creative Commons (BY) license

1

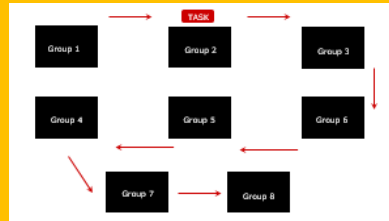
Ask
Question



Gather Responses

2

Domino
Discover




3

Call on
Hands



flickr photo by jacqui.brown33 <https://flickr.com/photos/120600995@N07/14262980504> shared under a Creative Commons (BY-SA) license

flickr photo by purpleslog <https://flickr.com/photos/purpleslog/1106852126> shared under a Creative Commons (BY) license



INNING										BATTING	
1	2	3	4	5	6	7	8	9	AB	R	E
SOUTHERN										AMERICAN	
VISITORS										NATIONAL	
HOME										AT BAT	
1 2 3 4 5 6 7 8 9 10 11 12 13										BALL	
CHAT										STRIKE	
NASH										OUT	
NO										WASH	
MOBL										DET	
LA										NY	
ATLA										CLEV	
										PHIL	
										STL	
										PITT	
										PHIL	

How do I know this is going well?

Quality Criteria: *Domino Discover Week 1*


Must Haves

- ☐ Listening has a purpose
- ☐ Each table or group of students reports

Amazing

- ☐ Teacher points out how a response meets goal
- ☐ Students build on a response from another group

Teaching Tips




Monday May 15th, 2015
Aim: What are the secrets of self-made millionaires?
Do Now: What are the Five Secrets the rich?
(Domino)
Mini-lesson: Review the principles self-made millionaire.
Sum up.
Classwork: Out of the 15 principles self-made millionaire and out the top 5.
Think-pair-share
Closing: Summary + Exit Slip
W: Review class work

Teaching Tip 1: Use Any Time

Use *Domino Discover* to quickly gather student responses at any time during a lesson

Teaching Tip 2: Small Group Variation



Each student answers the question in their small group

TASK

Group 1

TASK

Group 2

TASK

Group 3

TASK

Group 4

TASK

Group 5

TASK

Group 6

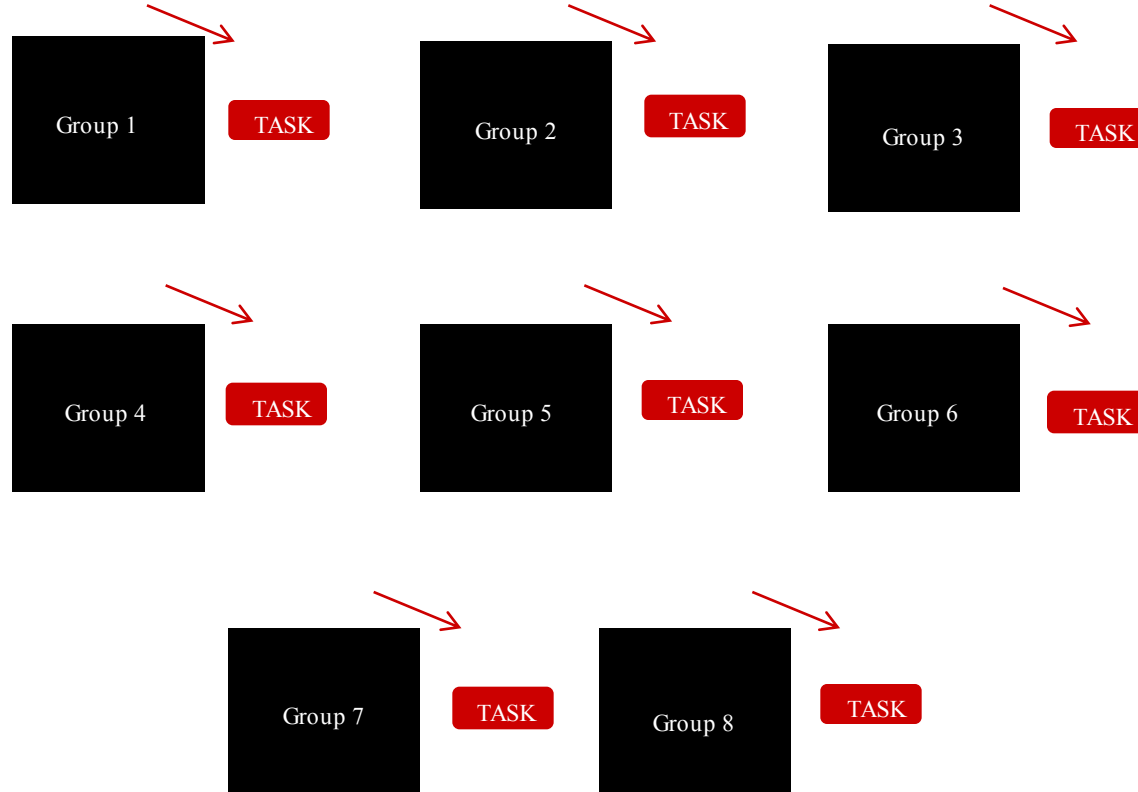
TASK

Group 7

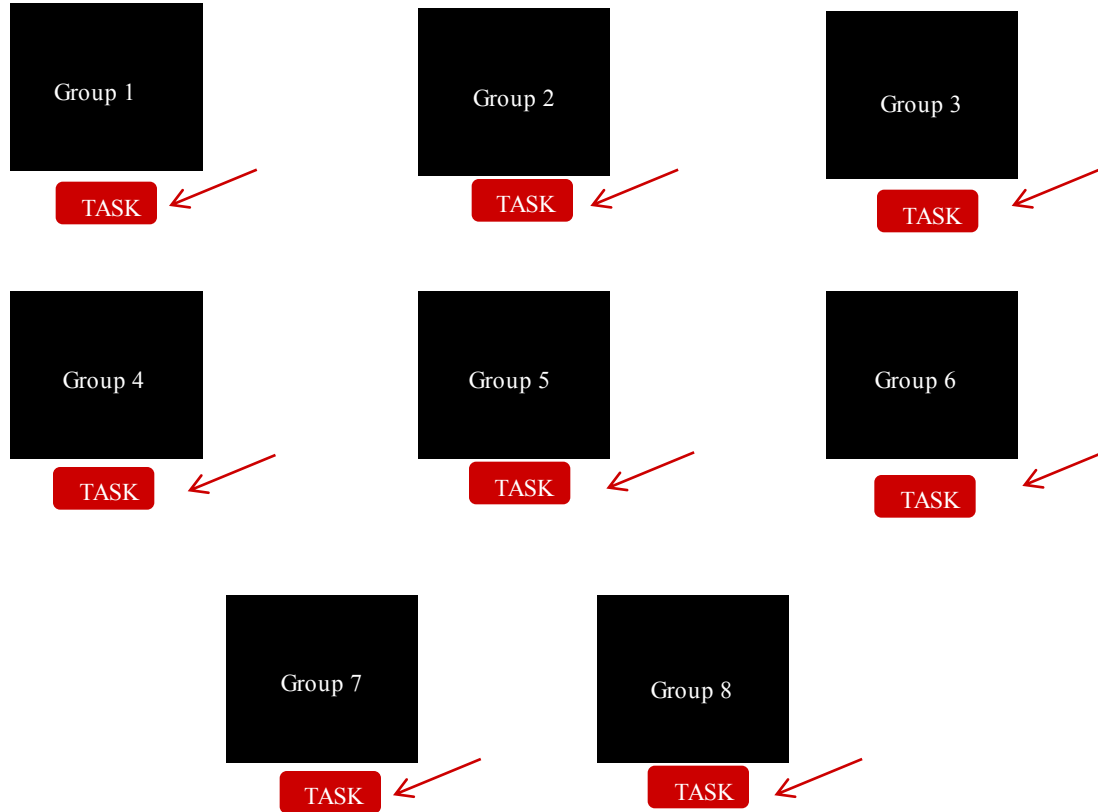
TASK

Group 8

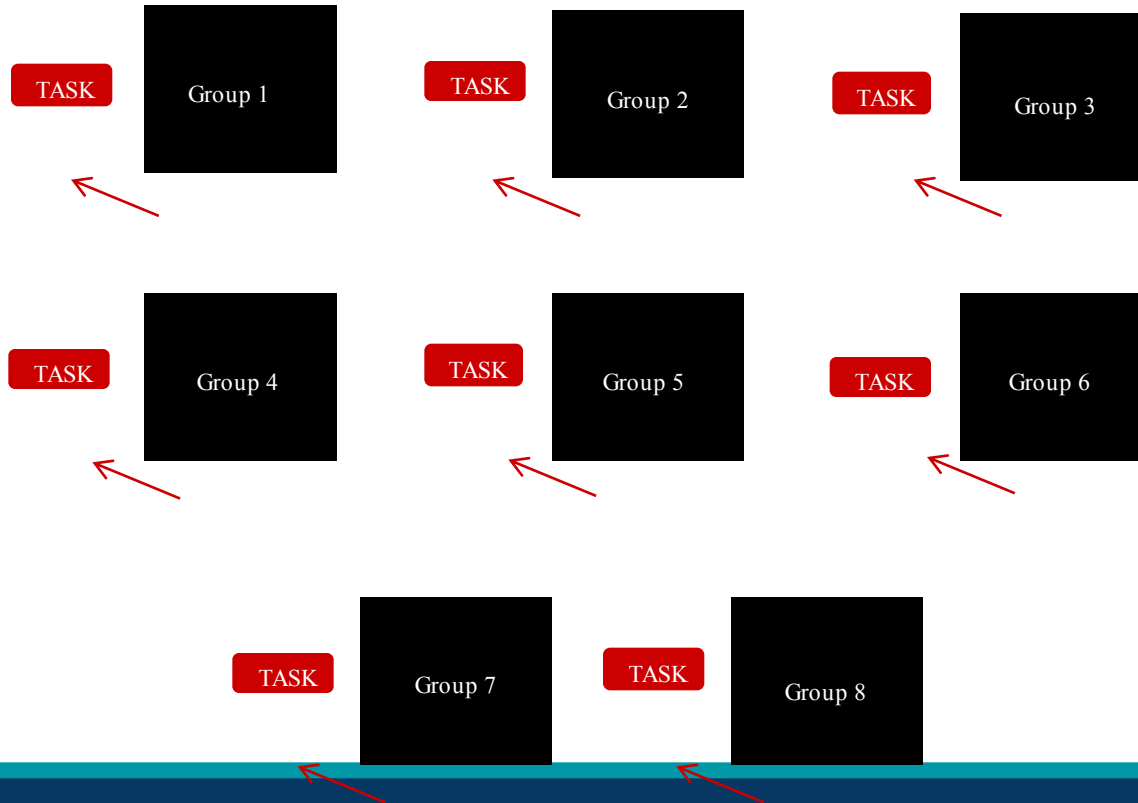
The first domino is around each table in the room



Be sure to assign who will speak first



and the direction of the domino



Then complete a class Domino to hear from each group

TASK

Group 1

Group 2

Group 3

Group 4

Group 5

Group 6

Group 7

Group 8

Be sure to remind students of why



TASK

Group 1

Group 2

Group 3

Group 4

Group 5

Group 6

Group 7

Group 8

They are listening



TASK

Group 1

Group 2

Group 3

Group 4

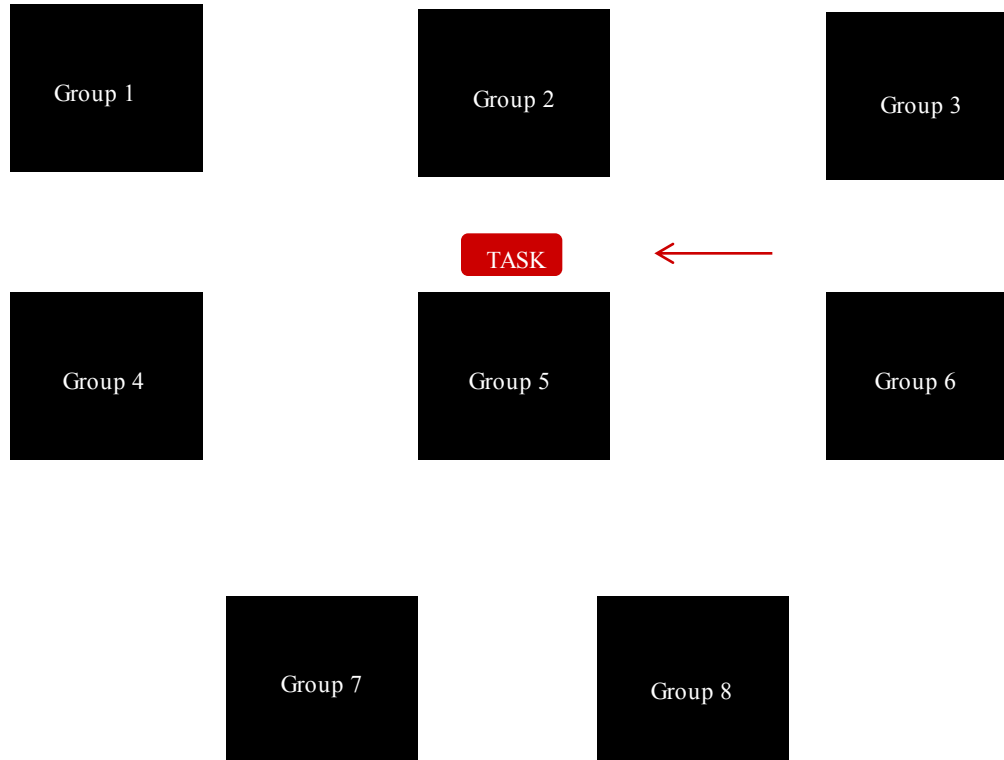
Group 5

Group 6

Group 7

Group 8

Create rules for the process to ensure engagement for everyone



Say “confirm” if you are repeating another groups’ response

Group 1

Group 2

Group 3

TASK

Group 4

Group 5

Group 6



Group 7

Group 8

Be sure to hear from every group

Group 1

Group 2

Group 3

Group 4

Group 5

Group 6

TASK



Group 7

Group 8

Then go on to call on hands or additional ideas

Group 1

Group 2

Group 3

Group 4

Group 5

Group 6



TASK

Group 7

Group 8

Share How You Use Domino Discover

Document



- ☐ class agenda
- ☐ quotes from students
- ☐ student reflections on routine
- ☐ lesson plan with the routine

Save



- ☐ your name
- ☐ description

R	1	3	5
4	1	3	5
2	4	6	

One Shift in Every Lesson



Week 1



Use Domino Discover



Before Calling on Hands



flickr photo by jacqui.brown33120600995@N07/14262980504 shared under a Creative Commons (BY-SA) license
flickr photo by purpleslog 1106852126 shared under a Creative Commons (BY) license