

Domino Discover



Week 3



R 1 3 5
4 5 6
2 4 6

Rules for Engagement

Rules for Sharing



Point to confirm a comment




Contribute new ideas.



Call "Time Out" if you need more explanation

flickr photo by jacqui.brown33120600995@N07/14262980504 shared under a Creative Commons (BY-SA) license
Classroom Photo: K. Gaston (2016)



Set goals for watching this video

- ❑ How to ensure engagement?

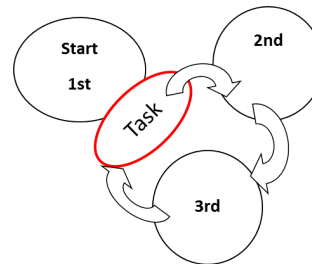
Inclusive Directions & Accountability

Roles

Listener

Speaker

Turns



Rules

Rules for Sharing



Point to confirm a comment



Contribute new ideas.



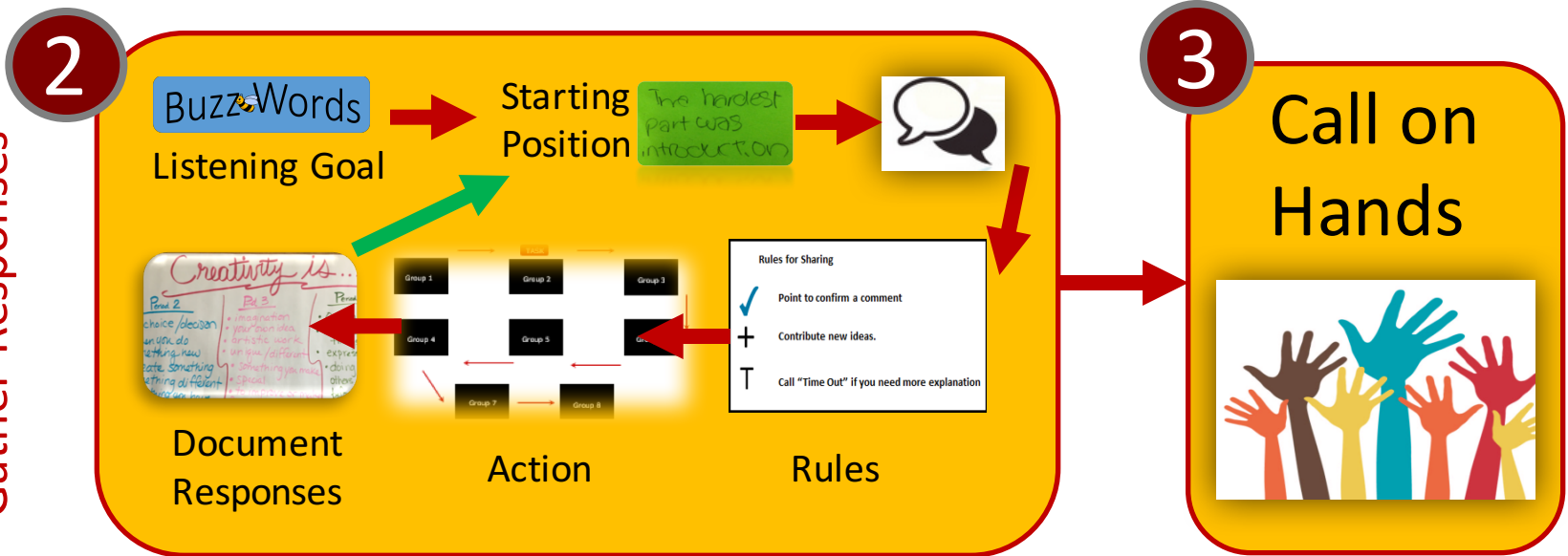
Call "Time Out" if you need more explanation

Time



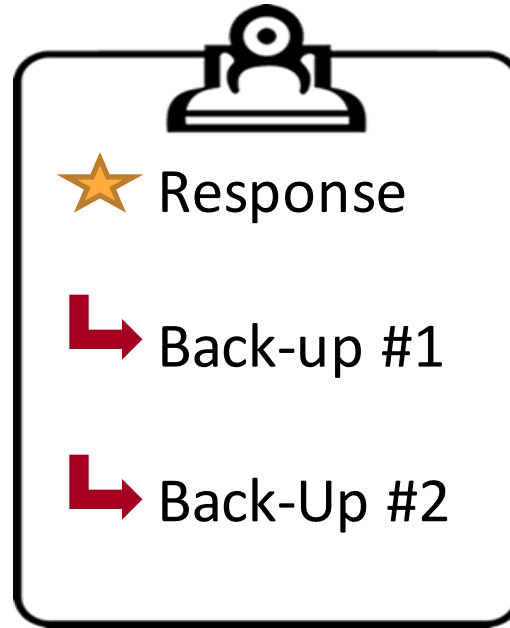
1 Ask Question

Gather Responses




flickr photo by purpleslog <https://flickr.com/photos/purpleslog/1106852126> shared under a Creative Commons (BY) license

Make sure every table has a response and two back-up ideas before starting the domino



Teaching Tips



Monday May 15th, 2015
Aim: What are the secrets of self-made millionaires?
Do Now: What are the Five Secrets the rich?
(Domino)
Mini-lesson: Review the principles self-made millionaire.
Sum up.
Classwork: Out of the 15 principles self-made millionaire and out the top 5.
Think-pair-share
Closing: Summary + Exit Slip
W: Review class work

Teaching Tip 1: Use Any Time

Use *Domino Discover* to quickly gather student responses at any time during a lesson

Share How You Use Domino Discover

Document




- ☐ class agenda
- ☐ quotes from students
- ☐ student reflections on routine
- ☐ lesson plan with the routine

Save



- ☐ your name
- ☐ description

Domino Discover



Week 3



R 1 3 5
4 5 6
2 4 6

Rules for Engagement

Rules for Sharing



Point to confirm a comment



Contribute new ideas.



Call "Time Out" if you need more explanation

flickr photo by jacqui.brown33120600995@N07/14262980504 shared under a Creative Commons (BY-SA) license
Classroom Photo: K. Gaston (2016)