

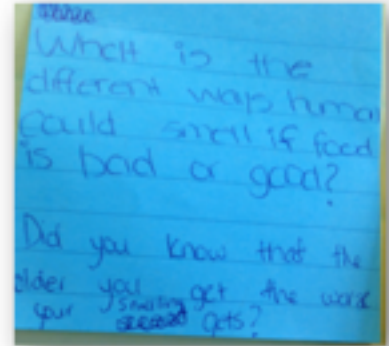
Domino Discover Week 2



One Shift in Every Lesson



Starting
Position



flickr photo by jaqui.brown.33120600995@N07/14262980504 shared under a Creative Commons (BY-SA) license

Bondie, R., & Zuhro, A. (under contract). Book proposal: *Engaging the Extremes: Classroom Routines for Precise, Efficient, and Effective Learning for All*. Routledge.

Week 2

Starting - Ending Positions



Side photo by MGSherbin shared under a Creative Commons (BY-NC) license

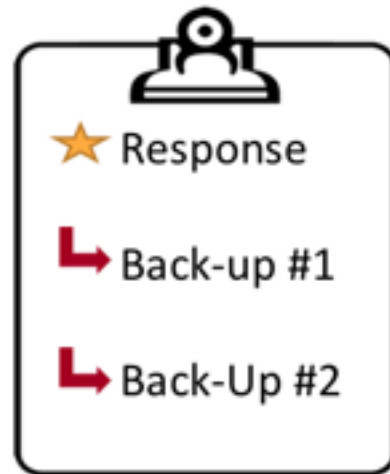


Side photo by Jeffrey Beall Creative Commons (BY-SA) license

Noticing Learning

How well do I understand this learning target (LT)?	
At the beginning of the period	At the end of the period

Responses and back-ups may serve as a position that is useful to return to for revisions and noticing.



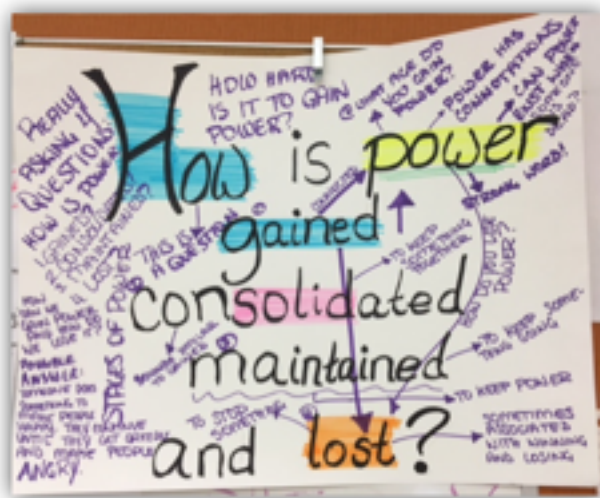


Photo credit: Rose Traubert (2016)

Record Responses

The collection of responses might be nice to return to the next day or after another lesson to see what was confirmed and what ideas students might add or change.

1

Ask Question




2

Buzz Words

Listening Goal



Document Responses



Starting Position



Action

3

Call on Hands



Gather Responses

flickr photo by purplelog <https://www.flickr.com/photos/purplelog/1106852126> shared under a Creative Commons (BY) license



Quality Criteria: *Domino Discover Week 2*

Must Haves

- Listening has a purpose
- Each table or group of students reports
- Everyone shares an idea in the small group

Amazing

- Teacher points out how a response meets goal
- Students build on a response from another group
- Students notice learning**

A few criteria will support high quality implementation of Domino Discover. For this first week, Must Haves include stating a purpose or reason for listening (remember this is also your formative assessment goal as the teacher) and be sure that each table has an opportunity to respond. Amazing qualities that you can strive for, but might not get every time in this first week, include a moment where you as the teacher notice out loud for students responses that met the listening goal – you might notice patterns or compliment the use of vocabulary words in a response. You might also compliment students who explicitly stated that they were building on the response of another group, showing that they were listening and making connections.

Share How You Use Domino Discover

Document



- class agenda
- quotes from students
- student reflections on routine
- lesson plan with the routine

Save



- your name
- description

We'd like to hear about how you have used Domino Discover with students. Take a cell phone picture of the class agenda, quotes from students either from the routine or reflections on how they like it, or lesson plan with the routine. Along with your submission include a brief description of what you noticed about student learning from their responses in Domino Discover. Be sure to save it with your name.