

Domino Discover



Week 3



R 1 3 5
L 1 1 1
2 4 6

Rules for Engagement

Rules for Sharing



Point to confirm a comment




Contribute new ideas.



Call "Time Out" if you need more explanation

Flickr photo by jacqueline.3120600995@f007/142627882504 shared under a Creative Commons (BY-SA) license
 Classroom Photo: K. Gaston (2016)



Set goals for watching this video

- How to ensure engagement?

Inclusive Directions & Accountability

Roles



Turns



Rules

Rules for Sharing	
✓	Point to confirm a comment
+	Contribute new ideas.
T	Call "Time Out" if you need more explanation

Time



Prepare all students to be the reporter by asking tables to jot down a response and two back-ups. You might have a recorder at the table jot down the responses or ask all students to jot down in their notes the responses so that they are prepared to be the reporter.

1 Ask Question ?

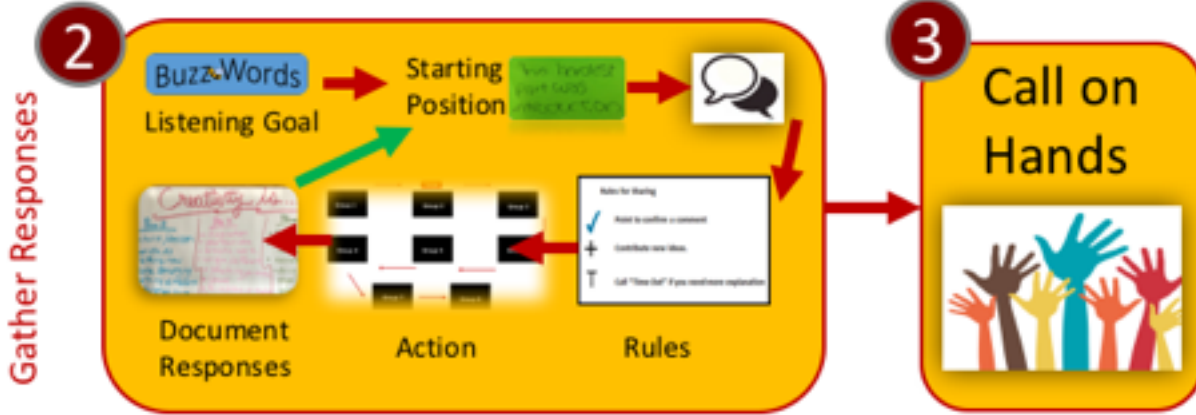
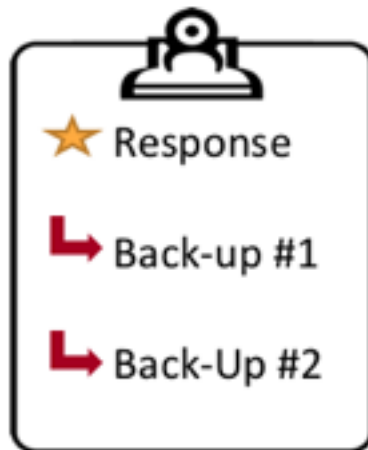


Image photo by poppinklog <https://iStock.com/photos/jurpledog/1106852126> shared under a Creative Commons (BY) license

Now call on hands for additional responses.

Make sure every table has a response and two back-up ideas before starting the domino



Prepare all students to be the reporter by asking tables to jot down a response and two back-ups. You might have a recorder at the table jot down the responses or ask all students to jot down in their notes the responses so that they are prepared to be the reporter.

Teaching Tips



Here are a few teaching tips for this first week.

Monday May 15th, 2015
Aim: What are the secrets of self-made millionaires?
Do Now: What are the five secrets the rich?
(Domino)
Mini-lesson: Review the principles self-made millionaire.
Sum up.
Classwork: Out of the 15 principles self-made millionaire and out the top 5.
Think-pair-share
Closing: Summary + Exit Slip
w/ Review class work

Teaching Tip 1: Use Any Time

Use *Domino Discover* to quickly gather student responses at any time during a lesson

Domino Discover can be used at any point in the lesson, any time you ask a question use Domino Discover to gather responses. So, when is it worth the time? Domino Discover is worth the time when you want all students to think about and answer your question.

Share How You Use Domino Discover

Document



- class agenda
- quotes from students
- student reflections on routine
- lesson plan with the routine

Save



- your name
- description

We'd like to hear about how you have used Domino Discover with students. Take a cell phone picture of the class agenda, quotes from students either from the routine or reflections on how they like it, or lesson plan with the routine. Along with your submission include a brief description of what you noticed about student learning from their responses in Domino Discover. Be sure to save it with your name.

Domino Discover



Week 3



R 1 3 5
L 1 1 1
2 4 6

Rules for Engagement

Rules for Sharing



Point to confirm a comment



Contribute new ideas.



Call "Time Out" if you need more explanation

Flickr photo by jacqueline.3120600995@f007/142627882504 shared under a Creative Commons (BY-SA) license
 Classroom Photo: K. Gaston (2016)